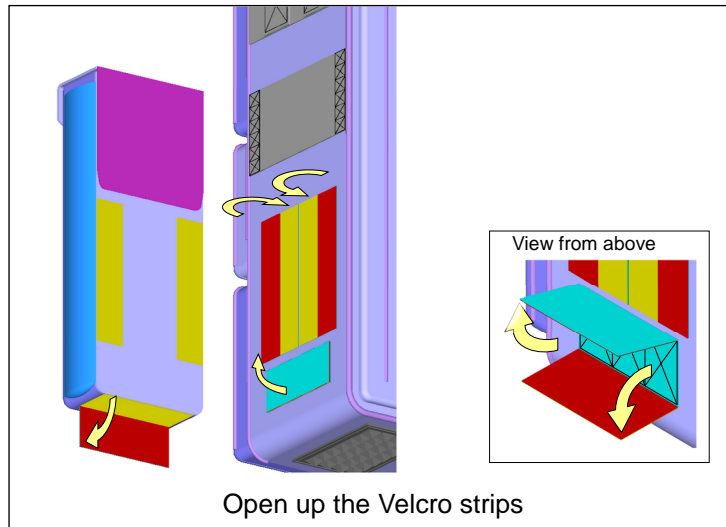


# Instructions

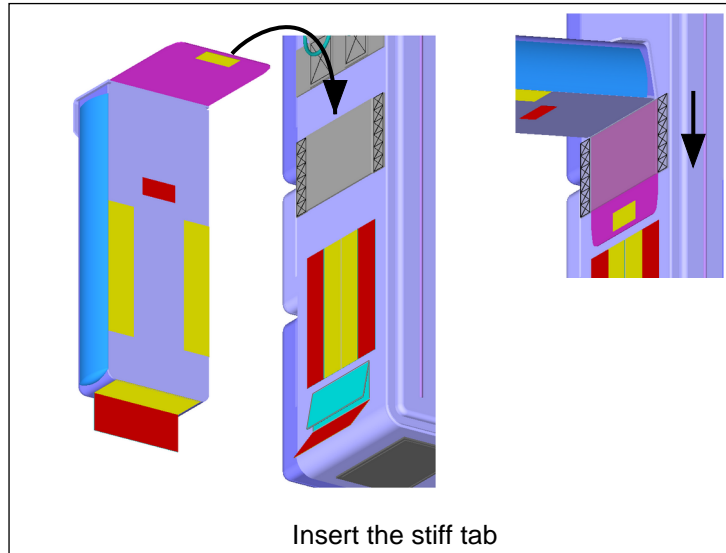
for the

## SIDE POCKET MOUNTING STATIONS

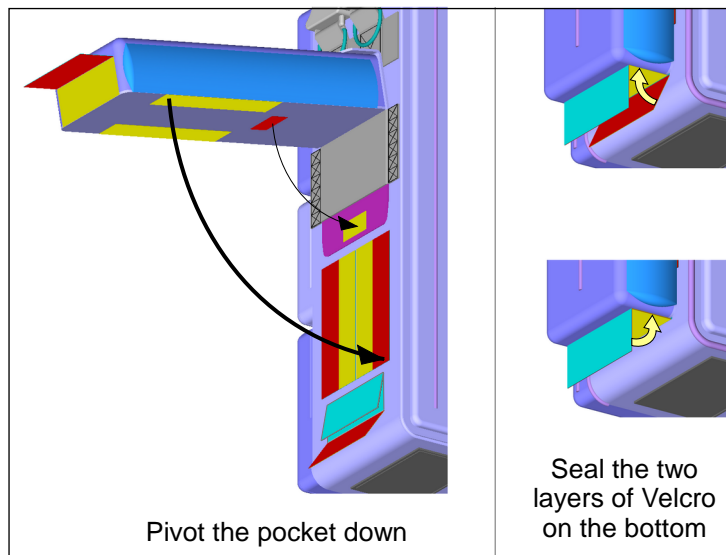
1



2



3



## Removable Front Pocket Cover

This pocket cover can be removed for the purposes of getting it embroidered.

### To remove the Top pocket front cover:

- 1) Separate the Velcro on each of the two side-wall flaps.
- 2) Separate the Velcro on the inner and outer surface of the bottom wall of the pocket.
- 3) Completely unzip and separate the two halves of the zipper on each end of the zipper at the bottom of the pocket.

### To install the Top pocket front cover:

- 1) Start the two halves of the zipper on each end of the zipper at the bottom of the pocket. Zip up the zipper a small amount on each side.
- 2) Join the Velcro on the outer surface of the bottom wall of the pocket first.
- 3) Trap the zipper root on each side and join the Velcro on the inner surface of the bottom wall of the pocket.
- 4) Join the Velcro on each of the two side-wall flaps.

